



SERIE X

Until now, you had to choose between a van and a motorhome: Challenger has created an intermediate category, the X series which combines the best of both worlds.

The agility of a van
The comfort of a motorhome


An exceptional design

Unique livability




AVAILABLE IN 2 LENGTHS

X250 NEW



Fully equipped series

- 16" alloy wheels
- Speed limiter/cruise control
- Traction +
- Fog lamps
- Skyview
- Panoramic skylight
- Flyscreen door
- Backlit unit step



- Kerb weight: the kerb weight includes the weight of the driver (75 kg) and 20 litre of clean water, 90% fuel and 100% gas. The kerb weights indicated take into account only standard ex-works equipment. A difference of +/- 5% in the kerb weight is accepted by EU regulations. The manufacturer reserves the right to change this kerb weight.
- You may be able to find certain heavy accessories like large blinds or generators in the marketplace. The weight of these accessories should be deducted from the payload and could possibly lead to a reduction in the actual passenger numbers. It is therefore important not to exceed the maximum loads on axles and the technically acceptable loaded weight when the vehicle is fully loaded.
- The clean water reservoir capacity approved for road use is 20L and must comply with the regulations governing the technically acceptable loaded weight. It is up to the user to adapt the loads and the number of passengers to the vehicle's loaded weight. To do this, the clean water reservoir capacity can be adjusted by the user to avoid reducing the number of passengers.
- Some models photographed in this catalogue may be shown with equipment supplied as an option. The characteristics of photographed models may vary from one country to the next. Despite the care taken in producing this catalogue, this cannot be viewed as a contractual document. Challenger reserves the right to modify its models without prior notice. Challenger cannot be held liable for any modifications made by its suppliers nor typographical errors when printing these documents. It is forbidden to reproduce any text or documents, even in part. Do not litter the public highway.
- Your retailer is at your disposal to advise you and provide you with any additional information. The vehicles have been type-approved in accordance with Directive 2007/46 and comply with current European regulations.
- Where there are multilingual versions, the French text is the binding version.
- All technical specifications (texts and photos) valid at the time of printing (August 2023) are provided by Challenger for general guidance.

TRIGANO VDL
1, avenue de Rochebonne - CS 69003 - 07302 Tournon-sur-Rhône Cedex - FRANCE
contact@Challenger.tn.fr

	X150	X250
OPEN EDITION	FIAT	FIAT
BASE VEHICLE		
Brand	FIAT	FIAT
Engine (HP/kW)	140-103	140-103
DIMENSIONS		
Overall length (m)	5,99	6,36
Overall width (m)	2,10	2,10
Overall height (m)	2,75	2,75
Interior height (m)	1,98	1,98
Wheelbase (m)	3,80	4,04
Right garage door (cm)	-	1145x640
Left garage door (cm)	1045x265 and 605x320 x2	545x685 and 605x320 x2
Rear garage door (cm)	-	-
Wheel size	16"	16"
CAPACITY (STANDARD BASE VEHICLE)		
Seats authorised for road use ⁽¹⁾	4	4
Isofix mounting (SmartLouge)	S x2	S x2
Sleeping spaces	4	4
Dining seats	5	5
WEIGHT (KG)		
Max technically permissible laden mass	3500	3500
Kerb weight (+/- 5%)	2719	2920
AUTONOMY		
Fresh water capacity	100 L	90 L
Waste water capacity	100 L	100 L
Pre-equipment for leisure battery (battery supplied by the dealer)	S	S
HEATING / AIR CONDITIONING		
Boiler for the heating with pulsed air using vehicle fuel	4000W O 5500W	4000W O 5500W
10 L water heater (gas) with electronic ignition	S	S
Pre-equipped for air conditioning (living area)	S	S
BEDS (CM)		
Electric fold-down bed, sleeps 2 (max. 250 kg)	140 x 190	140 x 190
Dining nook convertible into extra spare bed (8 kg)*	140 x 190	140 x 190
KITCHEN		
Gas refrigerator (12V/230V)	134 L AES	-
Compressor refrigerator (12V/230V)	-	150 L
DESIGN		
Polyester body	S	S
Styrofoam™ XPS insulation	S	S

(1) Subject to type approval - S: As standard O : Optional



Packs & options
CAN BE FOUND ON
CHALLENGER-MOTORHOMES.COM



THE BEST OF BOTH WORLDS

THE AGILITY OF A VAN
THE COMFORT OF A MOTORHOME





X150 & X250

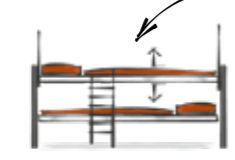


Sleeping area

X150 & X250

1. The electric fold-down bed may be used in a low or medium height position with a ladder.

1



2

2. Dining nook convertible into extra spare bed.



Unique livability



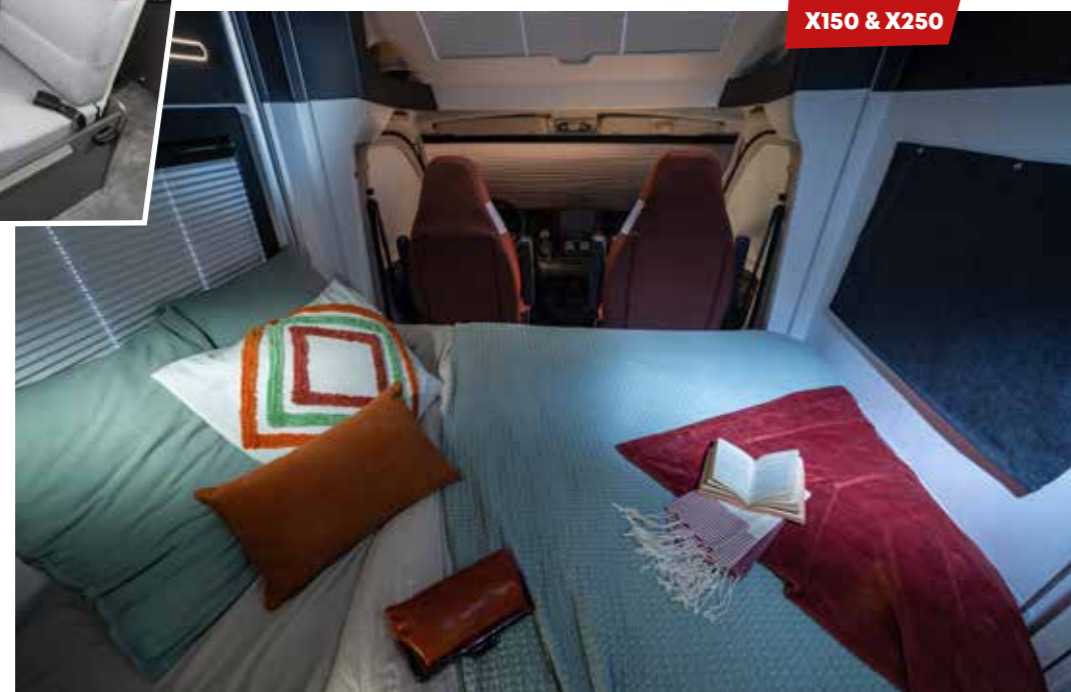
The face-to-face bench seats can easily be transformed into comfortable (ISOFIX-certified) seats for road travel.



X250

The kitchen

A lovely kitchen area with a saucepan compartment, sideboard, LED lighting and cement-effect countertop.



X150 & X250



More compact

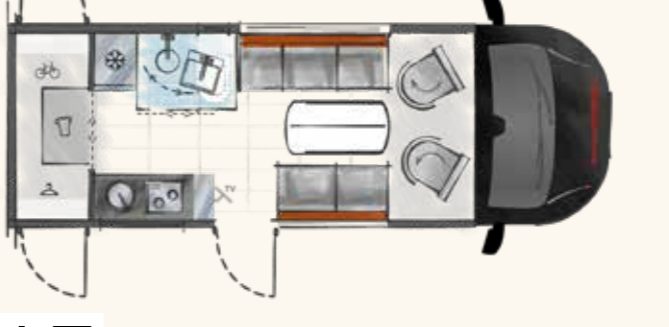


Smart storage solutions
 1a. Storage accessible from both sides
 1b. Wardrobe with clothes rail

Spacious bathroom
 2a. Pop-up washbasin
 2b. Large shower with built-in storage



More modular



Flexible dressing room
 Unique on the market, the SDR (Smart Dressing Room) lets you adjust the height of the dressing room to configure the size of the garage/hold area according to your needs.

1. Upper hold area accessible from inside and outside, can accommodate 1 table and 2 chairs



In the raised position, the garage hold can accommodate 2 bikes.

In the lowered position, your wardrobe becomes a whole other room.